

**Jasic Industrial Welding Machine,  
different from the rest**

MIG400(N387) / MIG500(N388)



**SHENZHEN JASIC TECHNOLOGY CO.,LTD**

Address: No. 3, Qinglan 1st Road, Pingshan District, Shenzhen, China

Email: sales@jasictech.com

Tel: +86 755 2965 1666 +86 755 2997 6872

Fax: +86 755 2736 4108

Postcode: 518118

Stock Code 300193



## Company Profile

Jasic Technology Co., Ltd has been established in 2005, a national hi-tech enterprise of R&D, production, sales and service which providing inverter welding machine, engine driven welder ,welder equipment. After many years of development, Jasic has become a national leading enterprises in the welding industry, and successfully listed on the Shenzhen Stock Exchange (Stock code: 300193).

Jasic owns four exclusively-invested enterprises, three holding subsidiaries, and three modern manufacturing bases including Shenzhen Jasic Industrial Park, Chongqing Yunda Industrial Park, and Chengdu Jasic Industrial Park), three established brands (Jasic, Mosda, Yunda), four R&D centers locating in Shenzhen, Chengdu, Chongqing, Taiyuan. The Shenzhen Welding Engineering Center has integrated testing labs, which is one of the influential hi-tech base with high scientific research strength in the Pearl River Delta.

Jasic provides its products and service throughout the country and world, involving various industries such as shipbuilding, boiler, petroleum, chemical railway, construction, electricity, steel structure, metallurgy, and vehicles manufacturing etc. Through nationwide warranty program, the company provides its customers with comprehensive, convenient and efficient after-sales service support.




## Application














**Engineer Machinery, steel structure, Container, Carriage,  
Household fitness equipments, vehicles manufacturing,  
petroleum chemistry and shipbuilding**



### Energy Efficiency Class: First Class(Highest Energy Efficiency Class)



**高效节能产品**  
能效等级：1级（最高）  
证书编号：CQC16701150880

### Reasons for choosing Jasic MIG400(N387)/MIG500(N388):



#### Brandnew digital control system

32-bit high efficient CPU, various functions, flexible software which could be upgraded and meet users' personal demands.

#### Accurate current preset/ Initial and leading innovative technology in the industry

Precise Synergic regulation/Rare and precise synergic regulation in the industry To preset the current base on the built-in welding professional data base, the best welding voltage would be automatically regulated to its best data for the best performance.

#### Outstanding Welding Performance

After adopting the optimized arc starting strategy, success rate of arc starting has raised up to 100% with a stable and smooth welding process, few spatter, stable arc stopping performance, and a very obvious burn back effect. And the spot welding function has been specifically optimized.

#### High reliability

Complete module power components, closed design of air duct, which improves anti-dust performance, average glue sealing to circuit board, strong power grid adaptability ( $\pm 20\%$  machine works within fluctuation range), passed rigorous reliability tests, protection class tests. Reliable and stable four rollers wire feeding system Four rollers, table wire feeding, adopted the general used connector which allows an easy maintenance

#### Sound dual functions

MMA/MIG dual functions, MMA welding current, arc starting current, arc force current are all

#### Environment protecting and energy conservation

First class energy efficiency class



## Products specification

Model		MIG400(N387)	MIG500(N388)
Input	input power	3~AC415+/-15% 50/60Hz	
	Rated input capacity(KVA)	15.6	26.7
	Power factor	0.88	0.88
Output	Rated no-load voltage	DC75V	DC80V
	Rated max output	350A/34V	500A/40V
	Welding voltage range	10-40V	15.5-50V
	Welding current range	MMA:30-350A MIG/MAG:60-350A	MMA:30-500A MIG/MAG:60-500A
	Wire feeding speed range	2-22m/min	2-22m/min
	Output features	MMA-CC MIG/MAG:CV	
	Working Temp. Range	-10~+40 °C	
Storage Temp. Range	-25~+55 °C		
Protection Class	IP23		
Cooling way	Air cooling		
Rated duty cycle(40°C)	65%	50%	
Efficiency	85%		
Insulation Class	F		
Size(L*W*H)(mm)	625*386*575	625*336*670	
Weight	45KG	53KG	



## Comparison between MIG400(N387)/MIG500(N388) and old models

### Stronger industrial outlook design and abundant panel functions




New model

Old model


### Comparison on control system core

#### Comparison on brandnew digital control system and analogue control system


 Digital control system  
core processor

analogue control system

### The comparison of current preset function



Preset state of new model

Welding state of new model

preset state of old model

Welding state of old model



The new model adopts the accurate current preset function




The old model bases on the reference value.

### Synergic regulation



The new model can auto-match all the optimum welding parameters.

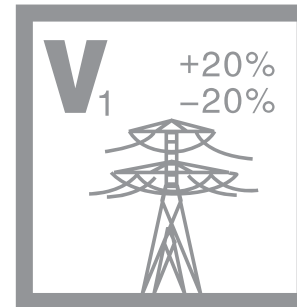
### The comparison of Air-duct design



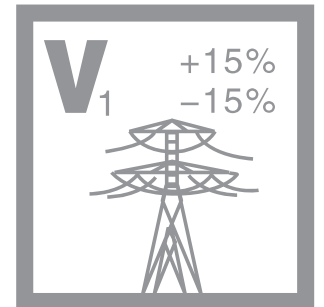
The new model is sealed

The old model is open

### Power Grid Adaptability




The new model is capable of work voltage range  $\pm 20\%$




The old model is capable of work voltage range  $\pm 15\%$

### Comparison of extended function



The programs of the new model can be upgraded Base on CAN communication interface, capable of the connection with automation equipment/information system/dedicated devices/current lock/ Built-in parameter adjuster.

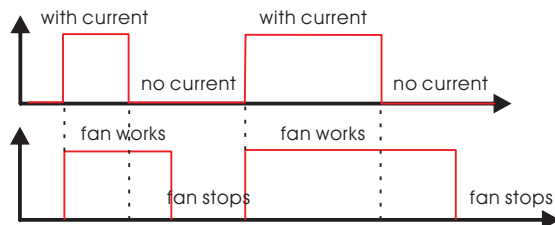


The old model doesn't support the above functions.

### Comparison of Fan Control system



The new model supports intelligent fan function



The new model equips intelligent-control fan system which can Startup & Shutdown automatically according to the temperature and the working status. The function can reduce the noise and dust effect also prolong the service life.

### Equipped tools




The new model: Yes




The old model: No

### The comparison of the wire feeder




The new model: Four wheels double-drive



The old model: two wheels single-drive

### Rotary Knob protection




The new model: Sunken type Rotary Knob protection




The old model: No

Welding torch put jack

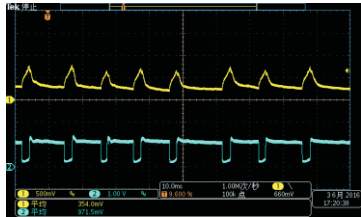


New type Yes



Old type No

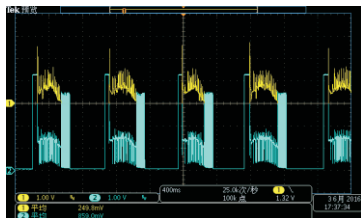
Welding performance demonstration




Waveform control : proper wave form control , even droplet, consistent stable transfer

Short circuiting transfer

Optimized arc striking and continuous spot welding




The waveform of continuous spot welding



Ø1.2 carbon steel wire, mixed gas, 3mm carbon steel plate, 251A/20.9V, flat fillet continuous spot welding

Stable and consistent ignition ending process wire ends drop elimination performance is remarkably effective



Ø1.2 Carbon steel wire, CO<sub>2</sub>, the photos of wire ends after welding under different current grades.

welding beads demonstration

In-kind Shooting



